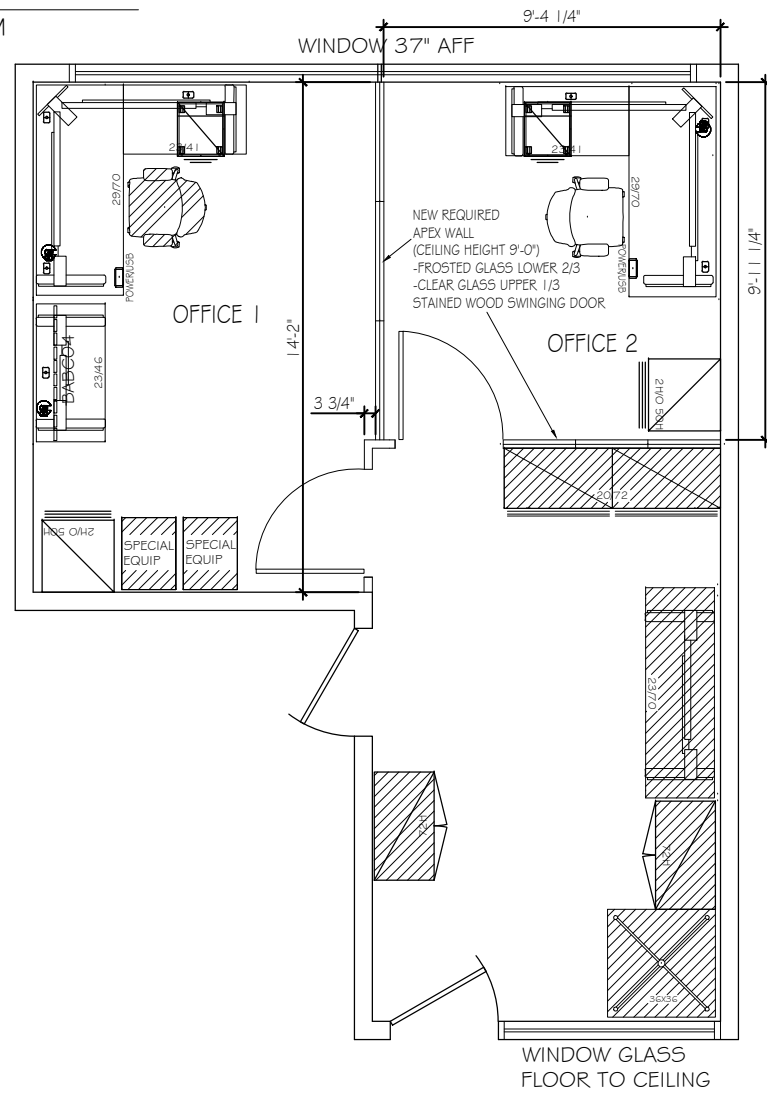


HTM INSURANCE

IT ROOM



= EXISTING FURNITURE



(X1) NEW REQUIRED SORA™ HIGH BACK WEIGHT SENSING SYNCHRO-TILTER



(X2) RICHELIEU HANGING POWER BAR AND USB CHARGING STATION

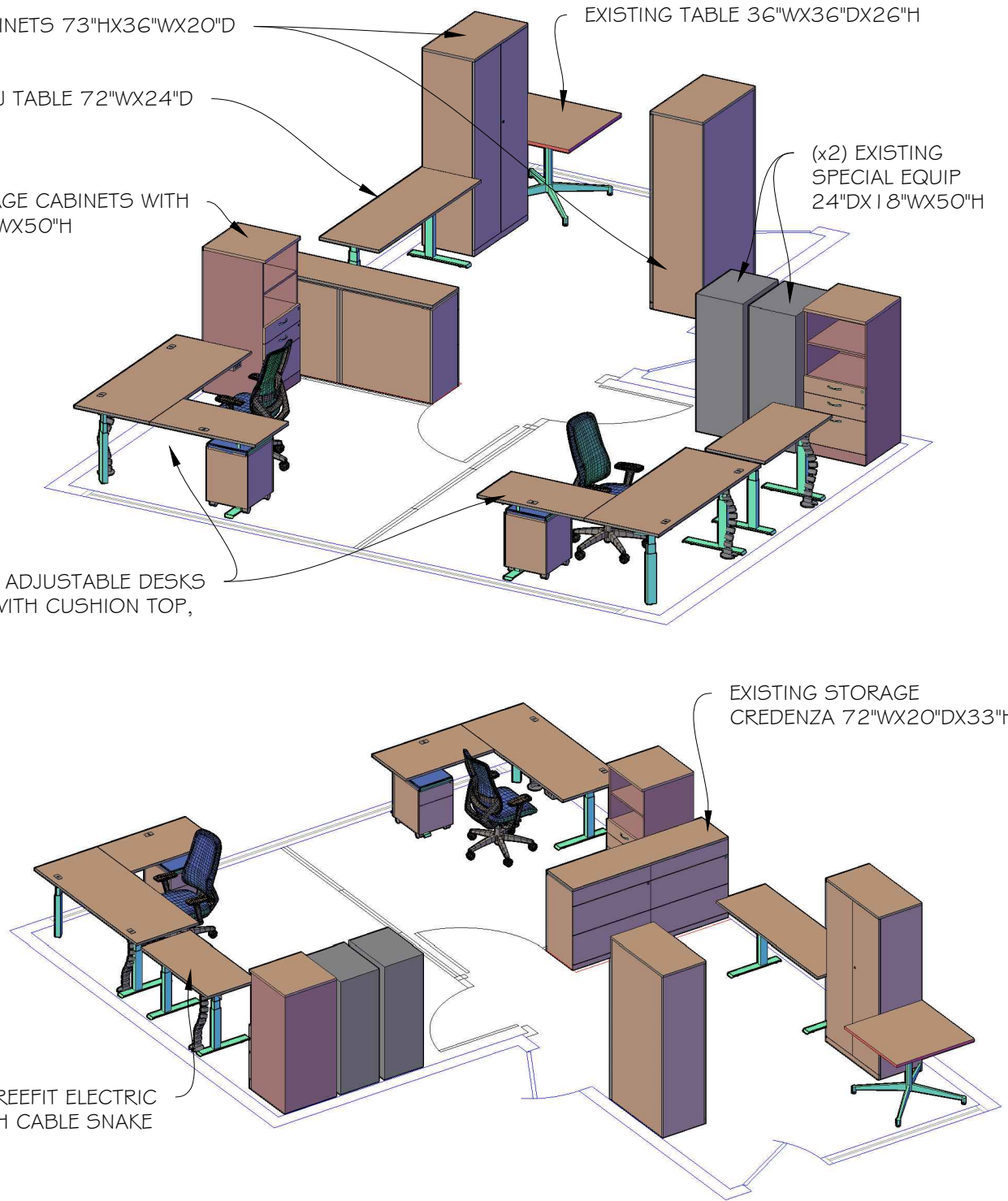
(X2) EXISTING STORAGE CABINETS 73"HX36"WX20"D

EXISTING ELECTRIC HEIGHT ADJ TABLE 72"WX24"D

(X2) NEW REQUIRED STORAGE CABINETS WITH B/B/F DRAWERS 24"DX24"WX50"H

(X2) NEW REQUIRED L-SHAPED HEIGHT ADJUSTABLE DESKS WITH UNDERDESK MOBILE PEDESTAL WITH CUSHION TOP, 1 NEW TASK CHAIR

(X1) NEW REQUIRED FREEFIT 46"WX23"D FREEFIT ELECTRIC EXTENDED HEIGHT ADJUSTABLE TABLE WITH CABLE SNAKE AND WIRE MANAGERS



EXISTING TABLE 36"WX36"DX26"H

(x2) EXISTING SPECIAL EQUIP 24"DX18"WX50"H

EXISTING STORAGE CREDENZA 72"WX20"DX33"H

IMPORTANT

This drawing is the property of Workspace Interiors and is not to be reproduced without permission. If requested, this drawing must be returned to Workspace Interiors. Drawing is not to scale and should not be used for construction purposes.

COLORS SHOWN ARE DIGITALLY REPRODUCED AND ARE AS CLOSE TO THE ACTUAL SAMPLES AS POSSIBLE. REFER TO INDIVIDUAL SAMPLES TO VIEW A TRUE REPRESENTATION.

Client Approval:

Signature: _____
Date: _____

Rev.: X6	Date: X6	By: X6
Rev.: X5	Date: X5	By: X5
Rev.: X4	Date: X4	By: X4
Rev.: X3	Date: X3	By: X3
Rev.: 2	Date: 4/4/2022	By: S. WILSON
Rev.: 1	Date: 03/25/2022	By: S. WILSON



Client: ITM INSURANCE COMPANY

Project: IT ROOM

Address: 1185 ELGIN ST WEST
COBOURG, ON

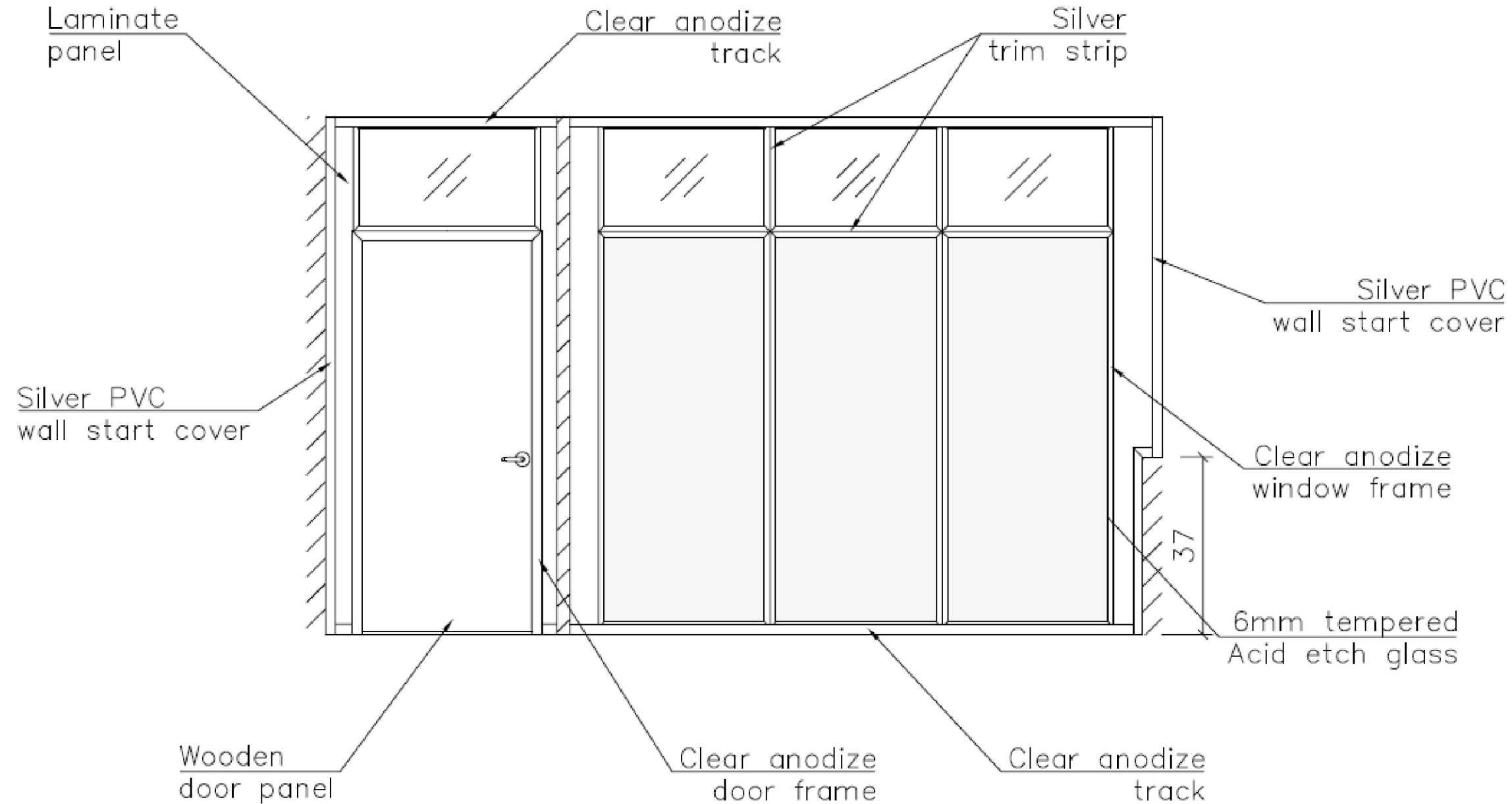
Title: PROPOSED LAYOUT

Consultant: RUNDEEP BAJWA

Drawn by: S. WILSON

Date: 2/9/2022 | Folder: 13354

Scale: 3/16" = 1'-0" | Page: 1/5



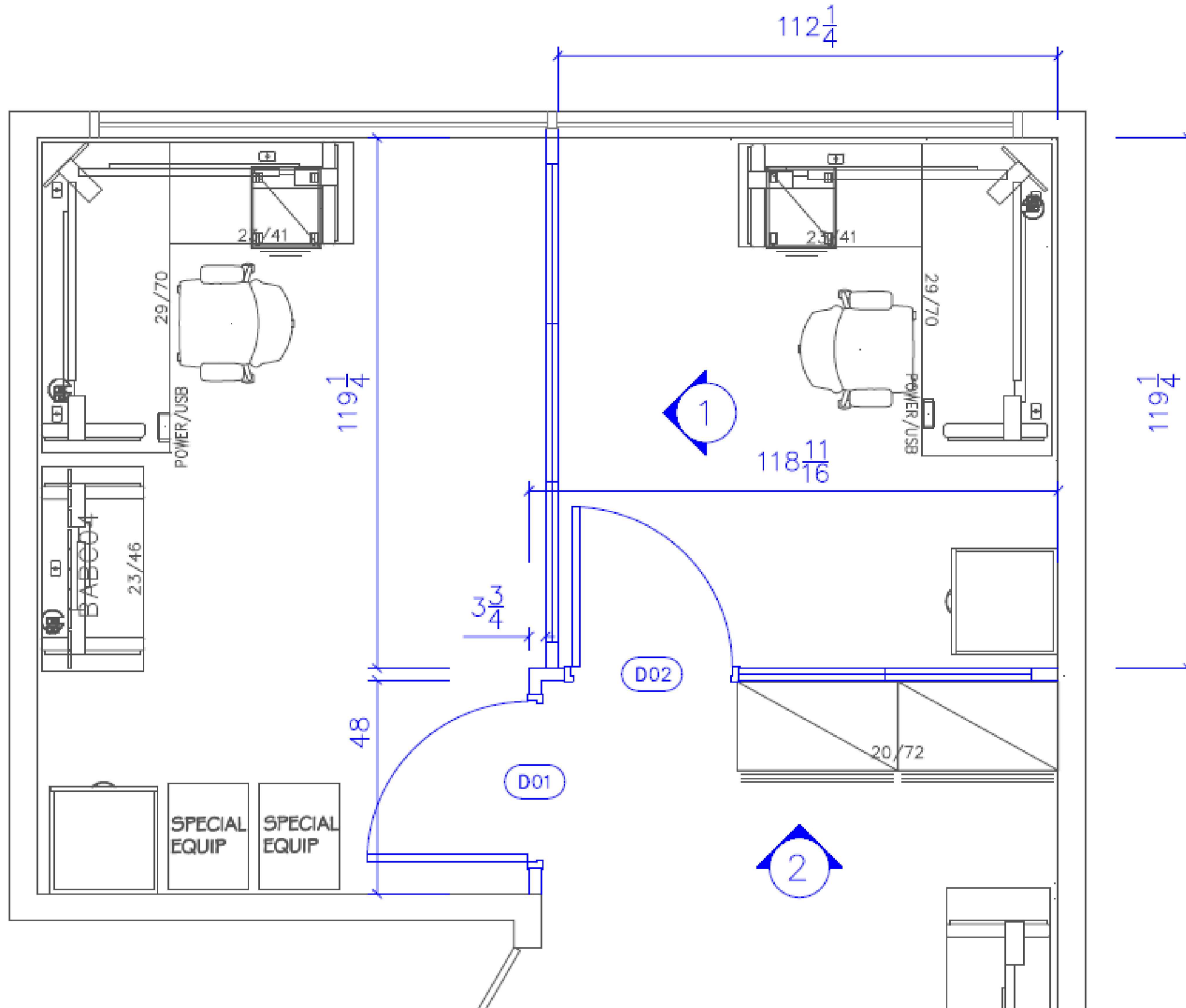
COLORS SHOWN ARE DIGITALLY REPRODUCED AND ARE AS CLOSE TO THE ACTUAL SAMPLES AS POSSIBLE. REFER TO INDIVIDUAL SAMPLES TO VIEW A TRUE REPRESENTATION.

Client Approval:
Signature: _____
Date: _____

Rev.: X6	Date: X6	By: X6
Rev.: X5	Date: X5	By: X5
Rev.: X4	Date: X4	By: X4
Rev.: X3	Date: X3	By: X3
Rev.: X2	Date: X2	By: X2
Rev.: 1	Date: 03/25/2022	By: S. WILSON



Client: ITM INSURANCE COMPANY
Project: IT ROOM
Address: 1185 ELGIN ST WEST
COBOURG, ON
Title: PROPOSED LAYOUT
Consultant: RUNDEEP BAJWA
Drawn by: S. WILSON
Date: 2/9/2022 | Folder: 13354
Scale: STF | Page: 2/5




COLORS SHOWN ARE DIGITALLY REPRODUCED AND ARE AS CLOSE TO THE ACTUAL SAMPLES AS POSSIBLE. REFER TO INDIVIDUAL SAMPLES TO VIEW A TRUE REPRESENTATION.

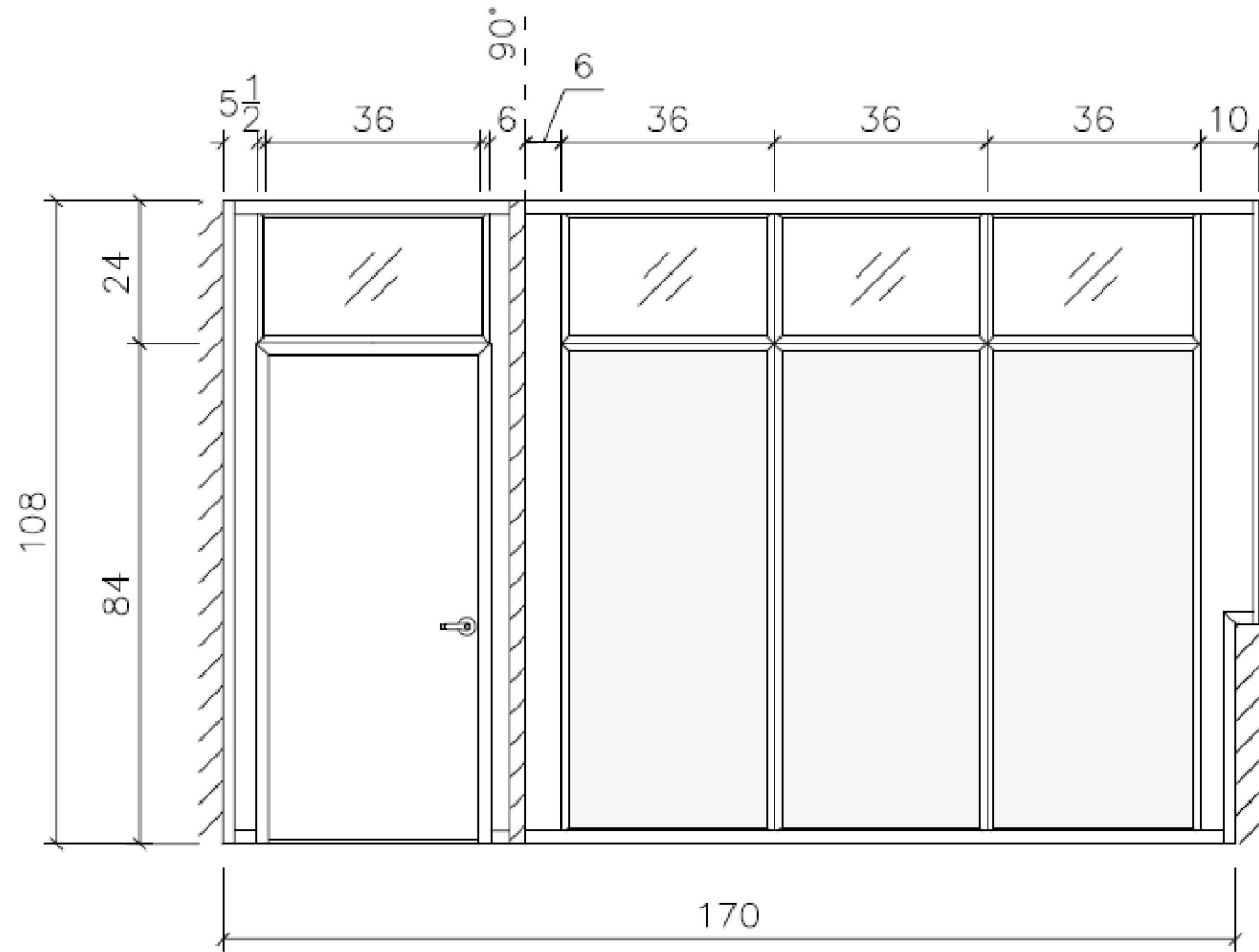
Client Approval:
Signature: _____
Date: _____

Rev.: X6	Date: X6	By: X6
Rev.: X5	Date: X5	By: X5
Rev.: X4	Date: X4	By: X4
Rev.: X3	Date: X3	By: X3
Rev.: X2	Date: X2	By: X2
Rev.: 1	Date: 03/25/2022	By: S. WILSON

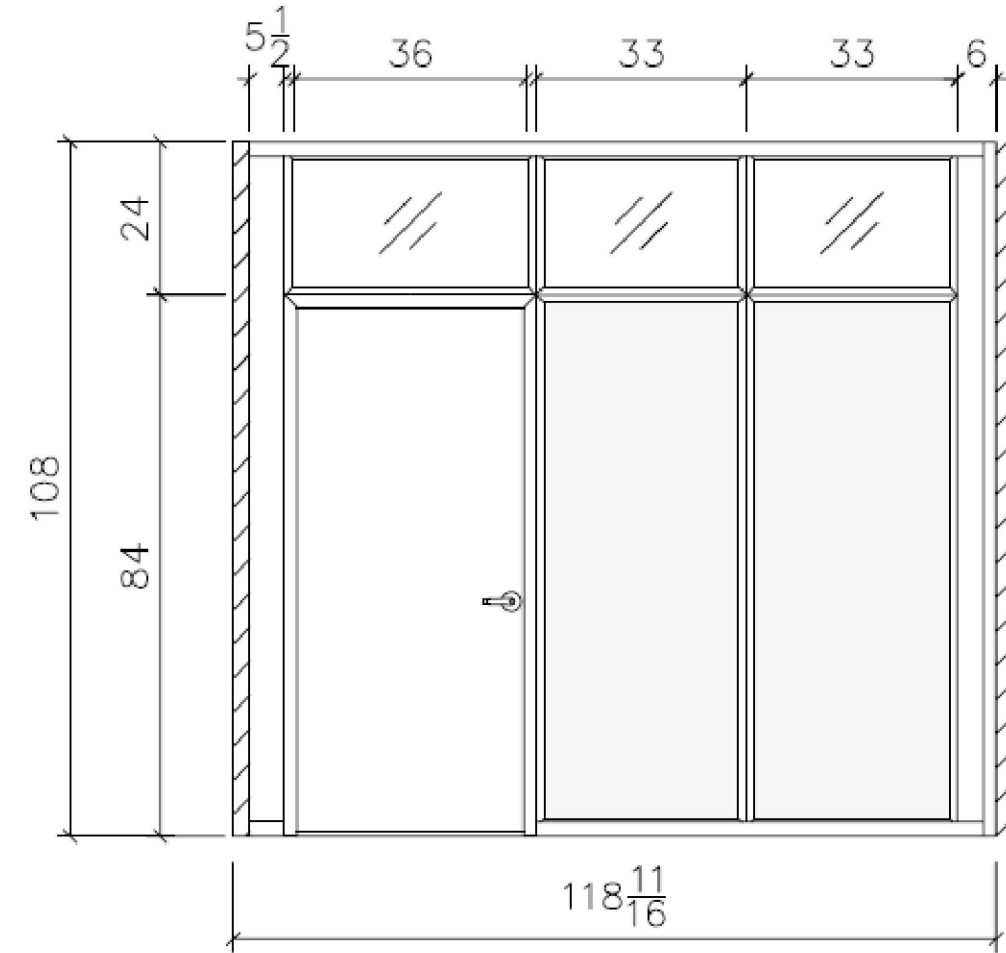


Client:	ITM INSURANCE COMPANY	
Project:	IT ROOM	
Address:	1185 ELGIN ST WEST COBOURG, ON	
Title:	PROPOSED LAYOUT	
Consultant:	RUNDEEP BAJWA	
Drawn by:	S. WILSON	
Date:	2/9/2022	Folder: 13354
Scale:	STF	Page: 3/5

LEGEND

APEX WALL



Elevation 1



Elevation 2

COLORS SHOWN ARE DIGITALLY REPRODUCED AND ARE AS CLOSE TO THE ACTUAL SAMPLES AS POSSIBLE. REFER TO INDIVIDUAL SAMPLES TO VIEW A TRUE REPRESENTATION.

Client Approval:
Signature: _____
Date: _____

Rev.:	Date:	By:
X6	X6	X6
Rev.:	Date:	By:
X5	X5	X5
Rev.:	Date:	By:
X4	X4	X4
Rev.:	Date:	By:
X3	X3	X3
Rev.:	Date:	By:
X2	X2	X2
Rev.:	Date:	By:
1	03/25/2022	S. WILSON



Client:
ITM INSURANCE COMPANY

Project:
IT ROOM

Address:
1185 ELGIN ST WEST
COBOURG, ON

Title:
PROPOSED LAYOUT

Consultant:
RUNDEEP BAJWA

Drawn by:
S. WILSON

Date:
2/9/2022

Folder:
13354

Scale:
STF

Page:
4/5

COLORS SHOWN ARE DIGITALLY REPRODUCED AND ARE AS CLOSE TO THE ACTUAL SAMPLES AS POSSIBLE. REFER TO INDIVIDUAL SAMPLES TO VIEW A TRUE REPRESENTATION.

Client Approval:

Signature: _____
Date: _____

Rev.: X6	Date: X6	By: X6
Rev.: X5	Date: X5	By: X5
Rev.: X4	Date: X4	By: X4
Rev.: X3	Date: X3	By: X3
Rev.: X2	Date: X2	By: X2
Rev.: 1	Date: 03/25/2022	By: S. WILSON



Client:
ITM INSURANCE COMPANY

Project:
IT ROOM

Address:
1185 ELGIN ST WEST
COBOURG, ON

Title:
PROPOSED LAYOUT

Consultant:
RUNDEEP BAJWA

Drawn by:
S. WILSON

Date: 2/9/2022 | Folder: 13354

Scale: STF | Page: 5/5

DOOR SCHEDULE									
DOOR	TYPE	SWING	WIDTH	HEIGHT	CLEARANCE	FINISH	INSERT	HARDWARE	NOTES
DO1	N	L	36	84	34 1/4"	STAINED WOOD DOOR		ENTRANCE	
DO2	N	L	36	84	34 1/4"	STAINED WOOD DOOR		ENTRANCE	